



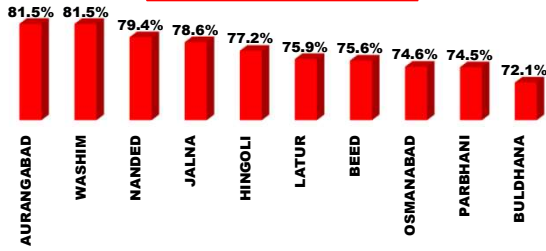
# महाआवास अभियान २०२३-२४

## दैनिक प्रगती अहवाल : १८.१२.२०२३

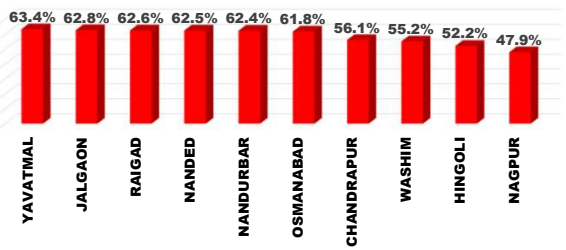
प्रधानमंत्री आवास योजना ग्रामीण – मंजूरी, पूर्ण घरकुले, हप्ते वितरण, भूमिहीन, आर्थिकदृष्ट्या अपूर्ण  
राज्य पुरस्कृत ग्रामीण आवास योजना – मंजूरी, पूर्ण घरकुले, हप्ते वितरण, आर्थिकदृष्ट्या अपूर्ण

योजना	एकूण मंजूरी	दैनिक मंजूरी	एकूण पूर्ण	दैनिक पूर्ण घरकुले	दैनिक पहिला हप्ता वितरित	दैनिक दुसरा हप्ता वितरित	दैनिक तिसरा हप्ता वितरित
प्रधानमंत्री आवास योजना ग्रामीण	१३८००२९	०	१२०२४४३	१०६	५४	१०१	२०८
राज्य योजना	६७३२४२	५४४	४६३०९८	९४	७३०	३३९	२५१
एकूण	२०५३२७१	५४४	१६६५५४१	२००	७८४	४४०	४५९

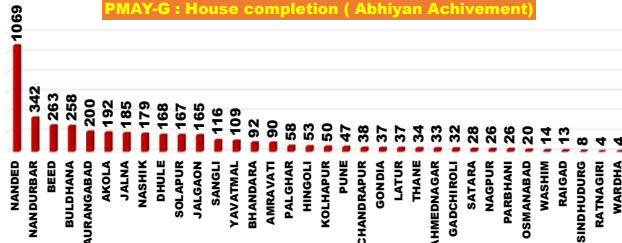
PMAY-G Completion Bottom 10 Dist.



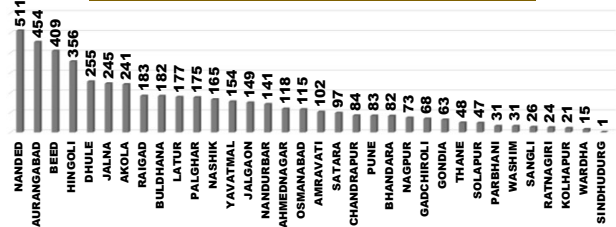
State Schemes Completion Bottom 10 Dist.



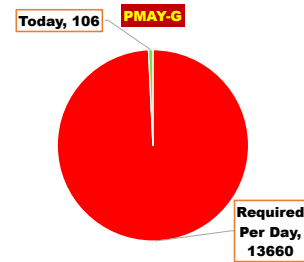
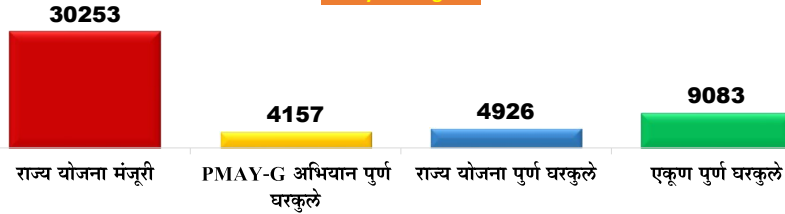
PMAY-G : House completion ( Abhiyan Achievement)



State Schemes : House completion ( Abhiyan Achievement)



Abhiyan Progress



राज्य व्यवस्थापन कक्ष- ग्रामीण गृहनिर्माण


४ था मजला, दक्षिण कक्ष, सिडको भवन, सीबीडी बेलगापुर, नवी मुंबई - ४०० ६१४.

प्रधानमंत्री आवास योजना - ग्रामीण : भूमिहीन लाभार्थी अहवाल

Sr. No.	District	Google Sheet Report			AwaasSoft Report			
		Total Landless	Provided land	Remaining	Landless beneficiaries tagged in AwaasSoft	Landless beneficiaries provided land	Remaining Landless	Remaining Tag (provided land)
1	DHULE	18	18	0	21	21	0	-3
2	GADCHIROLI	9	9	0	9	9	0	0
3	GONDIA	2450	2450	0	2452	2324	128	126
4	KOLHAPUR	257	257	0	244	228	16	29
5	NANDURBAR	0	0	0	0	0	0	0
6	PALGHAR	11	11	0	11	11	0	0
7	RAIGAD	6	6	0	6	6	0	0
8	RATNAGIRI	23	23	0	23	23	0	0
9	SINDHUDURG	420	420	0	414	414	0	6
10	THANE	90	81	9	95	60	35	21
11	SATARA	787	770	17	789	708	81	62
12	NANDED	354	322	32	360	263	97	59
13	SANGLI	281	210	71	275	133	142	77
14	BEED	212	125	87	347	66	281	59
15	WARDHA	2070	1918	152	2198	1911	287	7
16	NASHIK	1680	1513	167	1708	1458	250	55
17	PARBHANI	307	63	244	280	77	203	-14
18	AKOLA	5842	5563	279	5753	5478	275	85
19	JALGAON	21468	21141	327	22195	20597	1598	544
20	PUNE	2056	1681	375	2046	866	1180	815
21	BHANDARA	4811	4423	388	4810	4505	305	-82
22	CHANDRAPUR	2375	1946	429	2262	1794	468	152
23	NAGPUR	4354	3877	477	4327	3572	755	305
24	WASHIM	2448	1845	603	2434	1477	957	368
25	YAVATMAL	2782	2072	710	2844	2039	805	33
26	HINGOLI	1713	796	917	1680	466	1214	330
27	JALNA	1359	406	953	1373	85	1288	321
28	LATUR	2178	1194	984	2126	808	1318	386
29	DHARASHIV	2085	1074	1011	2062	102	1960	972
30	SOLAPUR	5563	4213	1350	4949	3871	1078	342
31	Cha. Sambhaji Nagar	3266	1700	1566	3155	1805	1350	-105
32	AHMEDNAGAR	7459	5269	2190	7578	5126	2452	143
33	BULDHANA	15147	9691	5456	15476	9718	5758	-27
34	AMRAVATI	19873	13980	5893	19812	13611	6201	369
	<b>Total</b>	<b>113754</b>	<b>89067</b>	<b>24687</b>	<b>114114</b>	<b>83632</b>	<b>30482</b>	<b>5666</b>

## प्रधानमंत्री आवास योजना ग्रामीण - पूर्ण घरकूले

Sr. No.	Division	Sanction	17.12.2023	18.12.2023	Daily Achivement	Remaining	Completed & verified	Remaining verified
1	Cha. Sambhaji Nagar DIV.	233537	181902	181977	75	51560	175442	6535
2	AMRAVATI DIV.	264872	219833	219857	24	45015	213193	6664
3	NAGPUR DIV.	286635	264297	264300	3	22335	257377	6923
4	NASHIK DIV.	409711	369119	369121	2	40590	351844	17277
5	KONKAN DIV.	69296	66287	66288	1	3008	65021	1267
6	PUNE DIV.	115978	100899	100900	1	15078	97834	3066
<b>Total</b>		<b>1380029</b>	<b>1202337</b>	<b>1202443</b>	<b>106</b>	<b>177586</b>	<b>1160711</b>	<b>41732</b>



प्रधानमंत्री आवास योजना ग्रामीण - पूर्ण घरकूले

Sr. No.	District	Sanction	17.12.2023	18.12.2023	Daily Achivement	Remaining	Completed & verified	Remaining verified
1	NANDED	68332	54171	54234	63	14098	52940	1294
2	AKOLA	46642	41495	41519	24	5123	40852	667
3	Cha. Sambhaji Nagar	36139	29455	29460	5	6679	28150	1310
4	BEED	34638	26184	26188	4	8450	24920	1268
5	NAGPUR	36085	32629	32632	3	3453	31664	968
6	DHULE	64625	57945	57947	2	6678	54803	3144
7	JALNA	23958	18820	18822	2	5136	18133	689
8	HINGOLI	17855	13779	13780	1	4075	13428	352
9	RAIGAD	9770	9364	9365	1	405	9216	149
10	SOLAPUR	44906	38161	38162	1	6744	37109	1053
11	AHMEDNAGAR	60175	54894	54894	0	5281	54172	722
12	AMRAVATI	91902	77161	77161	0	14741	75463	1698
13	BHANDARA	63543	57519	57519	0	6024	55389	2130
14	BULDHANA	44300	31923	31923	0	12377	30684	1239
15	CHANDRAPUR	42066	37221	37221	0	4845	36411	810
16	GADCHIROLI	31574	28898	28898	0	2676	26860	2038
17	GONDIA	95715	92017	92017	0	3698	91471	546
18	JALGAON	77228	64601	64601	0	12627	62939	1662
19	KOLHAPUR	16942	14974	14974	0	1968	14744	230
20	LATUR	20160	15292	15292	0	4868	14968	324
21	NANDURBAR	118407	108437	108437	0	9970	99513	8924
22	NASHIK	89276	83242	83242	0	6034	80417	2825
23	DHARASHIV	13736	10249	10249	0	3487	9329	920
24	PALGHAR	35171	33572	33572	0	1599	32873	699
25	PARBHANI	18719	13952	13952	0	4767	13574	378
26	PUNE	19136	16158	16158	0	2978	15246	912
27	RATNAGIRI	9751	9414	9414	0	337	9263	151
28	SANGLI	20650	18021	18021	0	2629	17469	552
29	SATARA	14344	13585	13585	0	759	13266	319
30	SINDHUDURG	5056	4937	4937	0	119	4892	45
31	THANE	9548	9000	9000	0	548	8777	223
32	WARDHA	17652	16013	16013	0	1639	15582	431
33	WASHIM	18839	15356	15356	0	3483	14917	439
34	YAVATMAL	63189	53898	53898	0	9291	51277	2621
Total		1380029	1202337	1202443	106	177586	1160711	41732

राज्यपुरस्कृत आवास योजना ग्रामीण - मंजूरी

Sr. No.	Division	Target	17.12.2023	18.12.2023	Daily Achivement	Sanction %	Remaining	Sanction State Rank
1	Cha. Sambhaji Nagar DIV.	352749	186536	186752	216	52.9%	165997	6
2	AMRAVATI DIV.	238876	117979	118131	152	49.5%	120745	4
3	NASHIK DIV.	260634	137092	137241	149	52.7%	123393	5
4	NAGPUR DIV.	218681	125051	125078	27	57.2%	93603	3
5	KONKAN DIV.	57796	36572	36572	0	63.3%	21224	1
6	PUNE DIV.	97714	69468	69468	0	71.1%	28246	2
<b>Total</b>		<b>1226450</b>	<b>672698</b>	<b>673242</b>	<b>544</b>	<b>54.9%</b>	<b>553208</b>	

Sr. No.	District	Target	17.12.2023	18.12.2023	Daily Achivement	Sanction %	Remaining	Sanction State Rank
1	NANDED	58008	23937	24153	216	41.6%	33855	32
2	YAVATMAL	71979	33076	33206	130	46.1%	38773	34
3	NANDURBAR	54296	18533	18589	56	34.2%	35707	33
4	AHMEDNAGAR	44294	40606	40654	48	91.8%	3640	4
5	JALGAON	63948	31235	31280	45	48.9%	32668	31
6	NAGPUR	40038	20815	20842	27	52.1%	19196	22
7	WASHIM	28321	15561	15578	17	55.0%	12743	14
8	AMRAVATI	50420	24212	24217	5	48.0%	26203	27
9	AKOLA	42134	23958	23958	0	56.9%	18176	21
10	Cha. Sambhaji Nagar	42766	25650	25650	0	60.0%	17116	18
11	BEED	49098	26185	26185	0	53.3%	22913	24
12	BHANDARA	33244	17699	17699	0	53.2%	15545	16
13	BULDHANA	46022	21172	21172	0	46.0%	24850	26
14	CHANDRAPUR	65429	38593	38593	0	59.0%	26836	28
15	DHULE	41185	20404	20404	0	49.5%	20781	23
16	GADCHIROLI	27157	17707	17707	0	65.2%	9450	13
17	GONDIA	33141	15592	15592	0	47.0%	17549	19
18	HINGOLI	42152	24077	24077	0	57.1%	18075	20
19	JALNA	49553	21304	21304	0	43.0%	28249	29
20	KOLHAPUR	18861	14985	14985	0	79.4%	3876	6
21	LATUR	42065	27373	27373	0	65.1%	14692	15
22	NASHIK	56911	26314	26314	0	46.2%	30597	30
23	DHARASHIV	26451	18998	18998	0	71.8%	7453	12
24	PALGHAR	16531	11748	11748	0	71.1%	4783	8
25	PARBHANI	42656	19012	19012	0	44.6%	23644	25
26	PUNE	18857	14242	14242	0	75.5%	4615	7
27	RAIGAD	13025	9249	9249	0	71.0%	3776	5
28	RATNAGIRI	13553	6736	6736	0	49.7%	6817	11
29	SANGLI	12090	9631	9631	0	79.7%	2459	3
30	SATARA	13309	12110	12110	0	91.0%	1199	2
31	SINDHUDURG	3575	2590	2590	0	72.4%	985	1
32	SOLAPUR	34597	18500	18500	0	53.5%	16097	17
33	THANE	11112	6249	6249	0	56.2%	4863	9
34	WARDHA	19672	14645	14645	0	74.4%	5027	10
<b>Total</b>		<b>1226450</b>	<b>672698</b>	<b>673242</b>	<b>544</b>	<b>54.9%</b>	<b>553208</b>	

राज्यपुरस्कृत आवास योजना ग्रामीण - प्रलंबीत मंजूरी

Sr. No.	Division	रमाई आवास योजना	शबरी आवास योजना	आदीम आवास योजना	पारधी आवास योजना	य.च.मु.व योजना	पुण्यश्लोक अहिल्यादेवी होळकर धरकूल योजना	मोदी आवास
1	KONKAN DIV.	1403	7150	25	3	22	0	12621
2	PUNE DIV.	8421	2582	4	55	20	60	17104
3	NAGPUR DIV.	22112	17724	81	2	1165	16	46771
4	AMRAVATI DIV.	26776	18025	117	9	627	9	52503
5	NASHIK DIV.	18592	57919	61	17	8	25	75182
6	Cha. Sambhaji Nagar DIV.	58976	25541	238	26	2120	861	78235
	<b>Total</b>	<b>136280</b>	<b>128941</b>	<b>526</b>	<b>112</b>	<b>3962</b>	<b>971</b>	<b>282416</b>

Sr. No.	District	रमाई आवास योजना	शबरी आवास योजना	आदीम आवास योजना	पारधी आवास योजना	य.च.मु.व योजना	पुण्यश्लोक अहिल्यादेवी होळकर धरकूल योजना	मोदी आवास
1	SINDHUDURG	106	14	16	0	0	0	200
2	SATARA	0	0	0	0	0	0	458
3	SANGLI	1008	30	0	12	0	0	849
4	AHMEDNAGAR	1052	2388	0	0	0	0	1199
5	RAIGAD	523	811	0	2	0	0	1409
6	KOLHAPUR	1750	35	0	0	0	60	1446
7	PUNE	854	2277	4	14	20	0	2031
8	PALGHAR	99	4223	3	0	0	0	2274
9	THANE	321	2018	6	0	0	0	2440
10	WARDHA	9	51	2	0	0	0	2518
11	RATNAGIRI	354	84	0	1	22	0	2876
12	DHARASHIV	3550	180	0	0	1449	0	3354
13	GADCHIROLI	1075	2685	26	0	0	0	4965
14	WASHIM	1992	911	0	0	0	2	5664
15	LATUR	7081	932	0	4	6	833	5812
16	BHANDARA	3005	1444	0	0	62	1	5836
17	SOLAPUR	4809	240	0	29	0	0	6356
18	Cha. Sambhaji Nagar	7186	4112	0	6	0	0	6747
19	GONDIA	2679	909	0	0	0	15	6912
20	HINGOLI	6763	7958	0	0	0	0	6981
21	AKOLA	8714	2549	0	1	0	0	8496
22	NAGPUR	10309	2136	0	0	4	0	9709
23	DHULE	3859	7205	0	0	8	0	9838
24	BEED	5568	1298	0	6	0	0	10148
25	PARBHANI	7687	2141	0	0	196	24	11019
26	BULDHANA	5765	2023	0	0	0	7	11033
27	AMRAVATI	4549	7979	0	7	115	0	13553
28	CHANDRAPUR	5035	10499	53	2	1099	0	13596
29	JALNA	16961	2317	0	2	469	4	13946
30	NASHIK	10404	13145	61	6	0	0	16041
31	JALGAON	2322	3315	0	1	0	25	17055
32	NANDED	4180	6603	238	8	0	0	22826
33	NANDURBAR	955	31866	0	10	0	0	27005
34	YAVATMAL	5756	4563	117	1	512	0	27824
	<b>Total</b>	<b>136280</b>	<b>128941</b>	<b>526</b>	<b>112</b>	<b>3962</b>	<b>971</b>	<b>282416</b>

राज्यपुरस्कृत आवास योजना ग्रामीण - पूर्ण घरकूले

Sr. No.	Division	Sanction	17.12.2023	18.12.2023	Daily Achivement	Completion %	Remaining	To be Completed in Per Day till 31.03.24
1	AMRAVATI DIV.	118131	77294	77344	50	65.5%	40787	392
2	Cha. Sambhaji Nagar DIV.	186752	127786	127823	37	68.4%	58929	567
3	NAGPUR DIV.	125078	78348	78352	4	62.6%	46726	449
4	NASHIK DIV.	137241	96792	96795	3	70.5%	40446	389
5	KONKAN DIV.	36572	27575	27575	0	75.4%	8997	87
6	PUNE DIV.	69468	55209	55209	0	79.5%	14259	137
<b>Total</b>		<b>673242</b>	<b>463004</b>	<b>463098</b>	<b>94</b>	<b>68.8%</b>	<b>210144</b>	<b>2021</b>

Sr. No.	District	Sanction	17.12.2023	18.12.2023	Daily Achivement	Completion %	Remaining	To be Completed in Per Day till 31.03.24
1	AKOLA	23958	15271	15308	37	63.9%	8650	83
2	NANDED	24153	15084	15107	23	62.5%	9046	87
3	BULDHANA	21172	15892	15903	11	75.1%	5269	51
4	Cha. Sambhaji Nagar	25650	18812	18818	6	73.4%	6832	66
5	HINGOLI	24077	12556	12560	4	52.2%	11517	111
6	LATUR	27373	21675	21678	3	79.2%	5695	55
7	CHANDRAPUR	38593	21662	21664	2	56.1%	16929	163
8	DHULE	20404	14879	14881	2	72.9%	5523	53
9	NAGPUR	20842	9991	9993	2	47.9%	10849	104
10	AMRAVATI	24217	16481	16482	1	68.1%	7735	74
11	BEED	26185	18809	18810	1	71.8%	7375	71
12	JALGAON	31280	19631	19632	1	62.8%	11648	112
13	WASHIM	15578	8595	8596	1	55.2%	6982	67
14	AHMEDNAGAR	40654	30661	30661	0	75.4%	9993	96
15	BHANDARA	17699	13230	13230	0	74.7%	4469	43
16	GADCHIROLI	17707	12288	12288	0	69.4%	5419	52
17	GONDIA	15592	11422	11422	0	73.3%	4170	40
18	JALNA	21304	14316	14316	0	67.2%	6988	67
19	KOLHAPUR	14985	11151	11151	0	74.4%	3834	37
20	NANDURBAR	18589	11603	11603	0	62.4%	6986	67
21	NASHIK	26314	20018	20018	0	76.1%	6296	61
22	DHARASHIV	18998	11739	11739	0	61.8%	7259	70
23	PALGHAR	11748	9024	9024	0	76.8%	2724	26
24	PARBHANI	19012	14795	14795	0	77.8%	4217	41
25	PUNE	14242	10724	10724	0	75.3%	3518	34
26	RAIGAD	9249	5788	5788	0	62.6%	3461	33
27	RATNAGIRI	6736	6338	6338	0	94.1%	398	4
28	SANGLI	9631	7397	7397	0	76.8%	2234	21
29	SATARA	12110	10130	10130	0	83.6%	1980	19
30	SINDHUDURG	2590	2031	2031	0	78.4%	559	5
31	SOLAPUR	18500	15807	15807	0	85.4%	2693	26
32	THANE	6249	4394	4394	0	70.3%	1855	18
33	WARDHA	14645	9755	9755	0	66.6%	4890	47
34	YAVATMAL	33206	21055	21055	0	63.4%	12151	117
<b>Total</b>		<b>673242</b>	<b>463004</b>	<b>463098</b>	<b>94</b>	<b>68.8%</b>	<b>210144</b>	<b>2021</b>

राज्य योजना अपूर्ण घरकुले

Sr. No.	Division	रमाई आवास योजना	शबरी आवास योजना	आदीम आवास योजना	पारधी आवास योजना	व.च.मु.व योजना	पुण्यश्लोक अहिल्यादेवी होळकर घरकुल योजना	मोदी आवास
1	KONKAN DIV.	938	7219	331	0	2	12	495
2	PUNE DIV.	10604	1850	56	54	51	442	1202
3	NASHIK DIV.	13178	20151	25	108	137	165	1254
4	AMRAVATI DIV.	19092	11734	2030	183	1778	112	2093
5	NAGPUR DIV.	15079	23590	738	19	5187	20	5858
6	Cha. Sambhaji Nagar DIV.	45483	9517	42	60	2257	316	6682
	<b>Total</b>	<b>104374</b>	<b>74061</b>	<b>3222</b>	<b>424</b>	<b>9412</b>	<b>1067</b>	<b>17584</b>

Sr. No.	District	रमाई आवास योजना	शबरी आवास योजना	आदीम आवास योजना	पारधी आवास योजना	व.च.मु.व योजना	पुण्यश्लोक अहिल्यादेवी होळकर घरकुल योजना	मोदी आवास
1	RATNAGIRI	379	13	4	0	2	0	0
2	SINDHUDURG	100	0	0	0	0	0	0
3	THANE	216	1479	140	0	0	0	0
4	SATARA	1355	24	0	0	23	0	0
5	SANGLI	1675	7	0	3	0	0	0
6	SOLAPUR	2609	66	0	7	11	0	0
7	PALGHAR	57	2595	72	0	0	0	0
8	RAIGAD	186	3132	115	0	0	12	0
9	PUNE	1602	1741	56	44	0	0	0
10	KOLHAPUR	3363	12	0	0	17	442	0
11	GONDIA	1756	1931	0	0	0	0	0
12	PARBHANI	2705	1050	0	0	236	226	0
13	BHANDARA	2253	1031	0	0	1165	20	0
14	WARDHA	1953	2694	242	1	0	0	0
15	BULDHANA	4014	1163	0	17	0	75	0
16	GADCHIROLI	1204	3074	257	0	0	0	0
17	DHULE	1933	3461	0	12	117	0	0
18	LATUR	5039	113	0	0	61	0	16
19	NASHIK	2242	4003	25	26	0	0	20
20	Cha. Sambhaji Nagar	5700	1126	0	6	0	0	75
21	WASHIM	3165	1161	0	2	0	37	441
22	NANDURBAR	833	6153	0	0	0	0	459
23	JALNA	4996	166	0	5	1731	90	482
24	DHARASHIV	6834	155	0	41	229	0	483
25	BEED	6995	372	0	8	0	0	549
26	AMRAVATI	3632	3299	0	28	151	0	578
27	AKOLA	6238	1945	0	26	0	0	625
28	NANDED	7848	384	42	0	0	0	726
29	AHMEDNAGAR	3969	1833	0	15	20	0	772
30	NAGPUR	2531	8307	0	6	5	0	884
31	HINGOLI	5366	6151	0	0	0	0	2175
32	JALGAON	4201	4701	0	55	0	165	2526
33	YAVATMAL	2043	4166	2030	110	1627	0	2617
34	CHANDRAPUR	5382	6553	239	12	4017	0	4156
	<b>Total</b>	<b>104374</b>	<b>74061</b>	<b>3222</b>	<b>424</b>	<b>9412</b>	<b>1067</b>	<b>17584</b>



प्रधानमंत्री आवास योजना ग्रामीण - हप्ते वितरण

Sr. No.	Division	1st Installment (Daily Achivement)	1st Installment Remaining	2nd Installment (Daily Achivement)	2nd Installment Remaining	3rd Installment (Daily Achivement)	3rd Installment Remaining
1	Cha. Sambhaji Nagar DIV.	8	9560	18	37700	90	18689
2	NASHIK DIV.	13	3675	15	29302	63	16697
3	AMRAVATI DIV.	11	14799	46	24225	18	10315
4	NAGPUR DIV.	18	2473	10	16538	19	7106
5	PUNE DIV.	4	1641	10	11155	14	4424
6	KONKAN DIV.	0	86	2	2269	4	1676
<b>Total</b>		<b>54</b>	<b>32234</b>	<b>101</b>	<b>121189</b>	<b>208</b>	<b>58907</b>

Sr. No.	District	1st Installment (Daily Achivement)	1st Installment Remaining	2nd Installment (Daily Achivement)	2nd Installment Remaining	3rd Installment (Daily Achivement)	3rd Installment Remaining
1	BEED	1	1066	0	5649	67	3539
2	NANDURBAR	4	235	5	6434	28	6356
3	JALGAON	3	657	4	10551	29	3072
4	BHANDARA	5	388	5	4492	13	1123
5	AKOLA	1	435	16	4061	5	1516
6	YAVATMAL	2	835	11	6275	7	2967
7	Cha. Sambhaji Nagar	4	1709	4	3960	11	1753
8	JALNA	2	1370	5	2709	8	2012
9	WASHIM	1	734	12	2307	1	1405
10	BULDHANA	6	6493	4	4264	2	2247
11	DHULE	5	151	2	5009	4	2946
12	NAGPUR	8	700	0	2612	2	845
13	NANDED	0	788	7	14252	2	4928
14	SOLAPUR	0	792	3	5065	6	1897
15	SANGLI	1	73	3	1951	4	821
16	AMRAVATI	1	6302	3	7318	3	2180
17	WARDHA	4	233	3	1205	0	537
18	PUNE	3	618	1	2012	2	773
19	GONDIA	0	591	2	2787	3	1664
20	KOLHAPUR	0	128	3	1633	2	573
21	AHMEDNAGAR	1	2284	1	2776	2	1694
22	LATUR	0	1637	1	2845	2	1301
23	NASHIK	0	348	3	4532	0	2629
24	CHANDRAPUR	1	404	0	3547	1	1393
25	PALGHAR	0	18	0	1213	2	875
26	RAIGAD	0	11	0	365	2	277
27	DHARASHIV	1	1302	0	2254	0	2332
28	PARBHANI	0	274	1	3739	0	1780
29	RATNAGIRI	0	43	1	205	0	188
30	SINDHUDURG	0	1	1	100	0	93
31	GADCHIROLI	0	157	0	1895	0	1544
32	HINGOLI	0	1414	0	2292	0	1044
33	SATARA	0	30	0	494	0	360
34	THANE	0	13	0	386	0	243
<b>Total</b>		<b>54</b>	<b>32234</b>	<b>101</b>	<b>121189</b>	<b>208</b>	<b>58907</b>

राज्यपुरस्कृत आवास योजना ग्रामीण - हप्ते वितरण

Sr. No.	Division	1st Installment (Daily Achivement)	1st Installment Remaining	2nd Installment (Daily Achivement)	2nd Installment Remaining	3rd Installment (Daily Achivement)	3rd Installment Remaining
1	Cha. Sambhaji Nagar DIV.	75	12400	143	30339	125	11912
2	NAGPUR DIV.	228	13837	36	24327	21	4526
3	NASHIK DIV.	175	15579	49	12908	21	6169
4	PUNE DIV.	151	4683	45	5720	27	1899
5	AMRAVATI DIV.	97	11266	42	19304	38	5498
6	KONKAN DIV.	4	1328	24	4777	19	1595
	<b>Total</b>	<b>730</b>	<b>59093</b>	<b>339</b>	<b>97375</b>	<b>251</b>	<b>31599</b>

Sr. No.	District	1st Installment (Daily Achivement)	1st Installment Remaining	2nd Installment (Daily Achivement)	2nd Installment Remaining	3rd Installment (Daily Achivement)	3rd Installment Remaining
1	PUNE	124	549	28	1746	8	491
2	CHANDRAPUR	102	2830	20	11387	12	1777
3	NANDURBAR	121	2415	5	2496	0	817
4	AKOLA	82	1909	19	5317	10	1173
5	HINGOLI	46	2186	44	6640	12	1748
6	JALGAON	52	5498	3	3494	13	1435
7	BHANDARA	48	681	6	2414	4	441
8	JALNA	5	1082	17	3338	33	1535
9	DHARASHIV	2	1492	40	4326	11	1227
10	Cha. Sambhaji Nagar	4	1384	16	2747	27	1380
11	NAGPUR	35	4648	2	5085	2	547
12	PARBHANI	17	639	6	2614	16	932
13	GONDIA	31	2037	4	1204	1	509
14	KOLHAPUR	27	1770	6	1639	2	248
15	NASHIK	0	1450	31	2395	1	1211
16	AMRAVATI	10	1935	11	3734	7	1012
17	LATUR	0	1237	12	2479	14	1348
18	RAIGAD	4	384	13	2106	9	686
19	WASHIM	0	4042	12	2140	13	646
20	AHMEDNAGAR	2	5983	9	2339	7	1198
21	BEED	0	972	7	3222	11	2319
22	WARDHA	12	1942	2	2350	1	283
23	PALGHAR	0	34	6	1393	8	626
24	BULDHANA	5	536	0	2061	7	979
25	SANGLI	0	1200	5	592	6	217
26	SATARA	0	626	6	547	4	432
27	RATNAGIRI	0	64	5	121	2	67
28	SOLAPUR	0	538	0	1196	7	511
29	GADCHIROLI	0	1699	2	1887	1	969
30	NANDED	1	3408	1	4973	1	1423
31	DHULE	0	233	1	2184	0	1508
32	YAVATMAL	0	2844	0	6052	1	1688
33	SINDHUDURG	0	482	0	51	0	14
34	THANE	0	364	0	1106	0	202
	<b>Total</b>	<b>730</b>	<b>59093</b>	<b>339</b>	<b>97375</b>	<b>251</b>	<b>31599</b>

राज्य योजना: पहिला हप्ता प्रलंबीत

Sr. No.	Division	रमाई आवास योजना	शबरी आवास योजना	आदीम आवास योजना	पारधी आवास योजना	य.च.मु.व योजना	पुण्यश्लोक अहिल्यादेवी होळकर धरकूल योजना	मोदी आवास
1	KONKAN DIV.	146	665	22	0	0	0	495
2	PUNE DIV.	2972	330	7	15	6	151	1202
3	NASHIK DIV.	3104	5736	0	6	22	29	6682
4	AMRAVATI DIV.	3523	1346	132	17	355	35	2093
5	NAGPUR DIV.	5075	6023	64	2	580	0	5858
6	Cha. Sambhaji Nagar DIV.	8459	1979	13	21	535	139	1254
	<b>Total</b>	<b>23279</b>	<b>16079</b>	<b>238</b>	<b>61</b>	<b>1498</b>	<b>354</b>	<b>17584</b>

Sr. No.	District	रमाई आवास योजना	शबरी आवास योजना	आदीम आवास योजना	पारधी आवास योजना	य.च.मु.व योजना	पुण्यश्लोक अहिल्यादेवी होळकर धरकूल योजना	मोदी आवास
1	PALGHAR	2	29	3	0	0	0	0
2	RATNAGIRI	63	1	0	0	0	0	0
3	DHULE	39	173	0	0	21	0	0
4	THANE	22	311	11	0	0	0	0
5	RAIGAD	36	324	8	0	0	0	0
6	SINDHUDURG	23	0	0	0	0	0	0
7	BULDHANA	229	307	0	0	0	0	0
8	SOLAPUR	527	7	0	1	3	0	0
9	PUNE	137	316	7	14	0	0	0
10	SATARA	45	2	0	0	1	0	0
11	PARBHANI	156	224	0	0	122	137	0
12	BHANDARA	529	75	0	0	77	0	0
13	BEED	850	116	0	6	0	0	0
14	JALNA	709	88	0	1	282	2	0
15	SANGLI	647	4	0	0	0	0	0
16	LATUR	711	15	0	0	29	0	0
17	Cha. Sambhaji Nagar	1076	305	0	3	0	0	0
18	NASHIK	76	1374	0	0	0	0	16
19	DHARASHIV	1362	17	0	11	102	0	20
20	GADCHIROLI	137	661	17	0	0	0	75
21	KOLHAPUR	1616	1	0	0	2	151	441
22	AKOLA	1323	144	0	1	0	0	459
23	AMRAVATI	917	357	0	3	33	0	482
24	WARDHA	731	1175	36	0	0	0	483
25	GONDIA	738	816	0	0	0	0	549
26	HINGOLI	1054	1132	0	0	0	0	578
27	NANDURBAR	4	2411	0	0	0	0	625
28	CHANDRAPUR	1131	458	11	1	503	0	726
29	YAVATMAL	4	198	132	13	322	0	772
30	NANDED	2541	82	13	0	0	0	884
31	WASHIM	1050	340	0	0	0	35	2175
32	NAGPUR	1809	2838	0	1	0	0	2526
33	JALGAON	1254	1685	0	4	0	29	2617
34	AHMEDNAGAR	1731	93	0	2	1	0	4156
	<b>Total</b>	<b>23279</b>	<b>16079</b>	<b>238</b>	<b>61</b>	<b>1498</b>	<b>354</b>	<b>17584</b>

## मोदी आवास घरकुल योजना

Sr. N	Division	Target	Registered	Sanction	%	Remaining Sanction	1St Installment	Remaining 1St
1	KONKAN DIV.	13116	2106	495	3.8	12621	0	495
2	PUNE DIV.	18306	6309	1202	6.6	17104	0	1202
3	Cha. Sambhaji Nagar DIV.	79489	3018	1254	1.6	78235	0	1254
4	NAGPUR DIV.	54596	14108	2093	3.8	52503	0	2093
5	AMRAVATI DIV.	81040	17515	5858	7.2	75182	0	5858
6	NASHIK DIV.	53453	8896	6682	12.5	46771	0	6682
	<b>Total</b>	<b>300000</b>	<b>51952</b>	<b>17584</b>	<b>5.9</b>	<b>282416</b>	<b>0</b>	<b>17584</b>

Sr. N	District Name	Target	Registered	Sanction	%	Remaining Sanction	1St Installment	Remaining 1St
1	AHMEDNAGAR	4356	4648	4156	95.4	200	0	4156
2	WASHIM	12455	8633	2617	21.0	9838	0	2617
3	JALGAON	29531	4038	2526	8.6	27005	0	2526
4	YAVATMAL	29999	3090	2175	7.3	27824	0	2175
5	GADCHIROLI	6548	1040	884	13.5	5664	0	884
6	NANDED	23598	926	772	3.3	22826	0	772
7	CHANDRAPUR	10874	2607	726	6.7	10148	0	726
8	AMRAVATI	14178	2604	625	4.4	13553	0	625
9	SATARA	1777	1282	578	32.5	1199	0	578
10	SANGLI	1958	851	549	28.0	1409	0	549
11	GONDIA	14429	7470	483	3.3	13946	0	483
12	LATUR	6318	574	482	7.6	5836	0	482
13	SINDHUDURG	1308	962	459	35.1	849	0	459
14	AKOLA	7353	2881	441	6.0	6912	0	441
15	PUNE	1521	520	75	4.9	1446	0	75
16	THANE	2538	120	20	0.8	2518	0	20
17	RAIGAD	2456	193	16	0.7	2440	0	16
18	Cha. Sambhaji Nagar	5812	254	0	0.0	5812	0	0
19	BEED	16041	166	0	0.0	16041	0	0
20	BHANDARA	11033	0	0	0.0	11033	0	0
21	BULDHANA	17055	307	0	0.0	17055	0	0
22	DHULE	9709	0	0	0.0	9709	0	0
23	HINGOLI	3354	0	0	0.0	3354	0	0
24	JALNA	8496	4	0	0.0	8496	0	0
25	KOLHAPUR	2031	91	0	0.0	2031	0	0
26	NAGPUR	6747	2662	0	0.0	6747	0	0
27	NANDURBAR	2876	0	0	0.0	2876	0	0
28	NASHIK	6981	210	0	0.0	6981	0	0
29	DHARASHIV	2274	626	0	0.0	2274	0	0
30	PALGHAR	458	0	0	0.0	458	0	0
31	PARBHANI	13596	468	0	0.0	13596	0	0
32	RATNAGIRI	6356	831	0	0.0	6356	0	0
33	SOLAPUR	11019	3565	0	0.0	11019	0	0
34	WARDHA	4965	329	0	0.0	4965	0	0
	<b>Grand Total</b>	<b>300000</b>	<b>51952</b>	<b>17584</b>	<b>5.9</b>	<b>282416</b>	<b>0</b>	<b>17584</b>